

On RAC Drawings of Graphs with Two Bends per Edge

Csaba D. Tóth^{1,2}

¹California State University Northridge, Los Angeles, CA, USA

²Tufts University, Medford, MA, USA

Submitted: November
2023

Accepted: May 2024

Published: June 2024

Article type: Regular paper

Communicated by: Michael A. Bekos and
Markus Chimani

Abstract. It is shown that every n -vertex graph that admits a 2-bend RAC drawing in the plane, where the edges are polylines with two bends per edge and any pair of edges can only cross at a right angle, has at most $20n - 24$ edges for $n \geq 3$. This improves upon the previous upper bound of $74.2n$; this is the first improvement in more than 12 years. A crucial ingredient of the proof is an upper bound on the size of plane multigraphs with polyline edges in which the first and last segments are either parallel or orthogonal.

1 Introduction

Right-angle-crossing drawings (for short, **RAC drawings**) were introduced by Didimo et al. [9]. In a RAC drawing of a graph $G = (V, E)$, the vertices are distinct points in the plane, edges are polylines, each composed of finitely many line segments, and any two edges can cross only at a 90° angle. For an integer $b \geq 0$, a **RAC_b drawing** is a RAC drawing in which every edge is a polyline with at most b bends; and a **RAC_b graph** is an abstract graph that admits such a drawing. Didimo et al. [9] proved that every RAC₀ graph on $n \geq 4$ vertices has at most $4n - 10$ edges, and this bound is tight when $n = 3h - 5$ for all $h \geq 3$; see also [11]. They also showed that every graph is a RAC₃ graph.

Angelini et al. [2] proved that every RAC₁ graph on n vertices has at most $5.5n - O(1)$ edges, and this bound is the best possible up to an additive constant. The only previous bound on the size of RAC₂ graphs is due to Arikushi et al. [6]: They showed that every RAC₂ graph on n vertices has at most $74.2n$ edges, and constructed RAC₂ graphs with $\frac{47}{6}n - O(\sqrt{n}) > 7.83n - O(\sqrt{n})$ edges.

Special issue on Selected papers from the Thirty-first International Symposium on Graph Drawing and Network Visualization, GD 2023

Research funded in part by NSF awards DMS-1800734 and DMS-2154347. A preliminary version of this paper was presented at the *31st International Symposium on Graph Drawing and Network Visualization* [16].

E-mail address: csaba.toth@csun.edu (Csaba D. Tóth)



This work is licensed under the terms of the [CC-BY](https://creativecommons.org/licenses/by/4.0/) license.

Recently, Angelini et al. [4] constructed an infinite family of RAC_2 graphs with $10n - O(1)$ edges; and conjectured that this lower bound is the best possible.

See recent surveys [8, 10] and results [3, 12, 14, 15] for other aspects of RAC drawings. The concept of RAC drawings was also generalized to angles other than 90° , and to combinatorial constraints on the crossing patterns in a drawing [1].

The main result of this note is the following theorem.

Theorem 1 *Every RAC_2 graph with $n \geq 3$ vertices has at most $20n - 24$ edges.*

This improves upon the upper bound $24n - 26$ in the conference version of this paper [16], which in turn was the first improvement on the size of RAC_2 graphs in more than 12 years.

Related Results and Open Problems. Several special cases of the problem have also been considered: A drawing of a graph is *simple* if any pair of edges share at most one point, which may be a crossing or a common endpoint. In a non-simple drawing, a *lens* is a region bounded by a closed Jordan curve, comprised of two Jordan arcs, each of which is part of the drawing of an edge. A drawing of a graph is *non-homotopic* if the interior of every lens contains a vertex or a crossing. Note that every simple drawing is non-homotopic (since it does not contain any lens). In the *general* case (e.g., the setting of Theorem 1), there are no such restrictions on the drawings.

Recently, Kaufmann et al. [13] proved an upper bound of $10n - 19$ for the number of edges in non-homotopic RAC_2 drawings with $n \geq 3$ vertices. They also constructed a simple RAC_2 drawing with $10n - O(1)$ edges and $n = k^2 + 8$ vertices for all $k \geq 1$ (the earlier lower bound construction for $10n - O(1)$ by Angelini et al. [4] was neither simple nor non-homotopic). Thus the bound $10n - O(1)$ is tight for non-homotopic and for simple RAC_2 drawings. It is also known that every simple (resp., non-homotopic) RAC_1 drawing with n vertices has at most $5n - O(1)$ edges, and this bound is the best possible [2, 13].

Schaefer [15] proved that recognizing RAC_0 graphs is $\exists\mathbb{R}$ -complete (this problem was previously known to be NP-hard [5]). It is also $\exists\mathbb{R}$ -complete to decide whether a graph admits a RAC_0 drawing isomorphic to a given drawing in which every edge has at most eleven crossings. It is an open problem whether RAC_1 and RAC_2 graphs can be recognized efficiently; this problem is open even if all crossing edge pairs are given.

2 Multigraphs with Angle-Constrained End Segments

A plane multigraph $G = (V, E)$ is a multigraph embedded in the plane such that the vertices are distinct points, and the edges are Jordan arcs between the corresponding vertices (not passing through any other vertex), and any pair of edges may intersect only at vertices. The *multiplicity* of an edge between vertices u and v is the total number of edges in E between u and v .

We define a **plane ortho-fin multigraph** as a plane multigraph $G = (V, E)$ such that every edge $e \in E$ is a polygonal path $e = (p_0, p_1, \dots, p_k)$ where the first and last edge segments are either parallel or orthogonal, that is, $p_0p_1 \parallel p_{k-1}p_k$ or $p_0p_1 \perp p_{k-1}p_k$. See Fig. 1 for examples.

It is not difficult to see that in a plane ortho-fin multigraph, every vertex is incident to at most three loops and the multiplicity of any edge between two distinct vertices is at most eight; both bounds can be attained (see Fig. 3 below for examples). Combined with Euler's formula, this would already give an upper bound of $3n + 8(3n - 6) = 27n - 48$ for the size of a plane ortho-fin multigraph with $n \geq 3$ vertices. In this section, we prove a tight bound of $5n - 2$ (Theorem 2)¹.

¹The conference version of this paper [16] established a weaker upper bound of $7n - 3$.

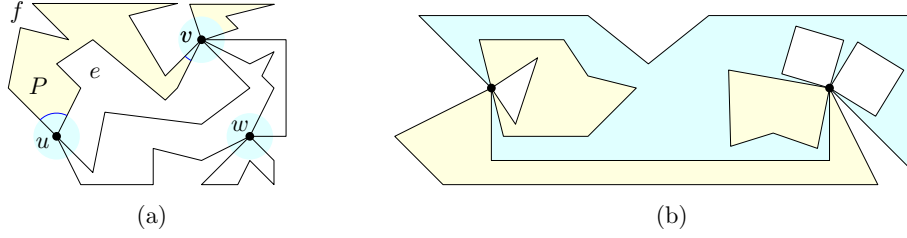


Figure 1: (a) A plane ortho-fin multigraph with 3 vertices and 7 edges. The parallel edges e and f form a simple polygon P with potential $\Phi(P) = \pi/2$. (b) A plane ortho-fin multigraph with 2 vertices and 7 edges.

The key technical tool is the following. For a face P of a plane multigraph $G = (V, E)$, let the **potential** $\Phi(P)$ be the sum of interior angles of P over all vertices in V incident to P .

Lemma 1 *Let $G = (V, E)$ be a plane ortho-fin multigraph. Then for every face P , the potential $\Phi(P)$ is a multiple of $\pi/2$.*

Proof: Let $G = (V, E)$ be a plane ortho-fin multigraph with n vertices. We may assume w.l.o.g. that G is connected. Since $\Phi(P)$ is determined by the edges and vertices of G on the boundary of P , we may assume that all edges and vertices of G are incident to P .

Cycle Multigraphs. Assume first that G is a cycle (possibly a loop or a double edge); this assumption is dropped later. We may further assume, w.l.o.g., that P lies in the interior of the cycle G . Indeed, denote the interior and exterior face of G by P_{int} and P_{ext} , respectively. At each vertex of G , the interior and exterior angles sum to 2π . Consequently, $\Phi(P_{\text{int}}) + \Phi(P_{\text{ext}}) = 2\pi \cdot n$. It follows that if $\Phi(P_{\text{int}})$ is a multiple of $\pi/2$, then so is $\Phi(P_{\text{ext}})$.

We distinguish between three cases based on the number of vertices in V .

(1) Assume that G has only one vertex, denoted $v \in V$. Then P is bounded by a counterclockwise loop $e = (p_0, p_1, \dots, p_k)$ incident to the vertex $v = p_0 = p_k$. Since $p_0p_1 \parallel p_{k-1}p_k$ or $p_0p_1 \perp p_{k-1}p_k$, then the interior angle of P at v is $\pi/2$, π , or $3\pi/2$. We see that $\Phi(P)$ is a multiple of $\pi/2$.

(2) Assume that G has two vertices, $u, v \in V$. Then P is bounded by parallel edges $e = (p_0, p_1, \dots, p_k)$ and $f = (q_0, q_1, \dots, q_\ell)$ between $u = p_0 = q_0$ and $v = p_k = q_\ell$. Assume w.l.o.g. that e is oriented counterclockwise along P ; consequently, f is oriented clockwise. The interior angles of P at u and v are $\angle p_1uq_1$ and $\angle q_\ell vp_k$. Note, in particular, that $\Phi(P) = \angle p_1uq_1 + \angle q_\ell vp_k$, and $\Phi(P)$ depends only on the directions of the vectors $\overrightarrow{up_1}$, $\overrightarrow{uq_1}$, $\overrightarrow{vp_k}$, and $\overrightarrow{vq_\ell}$. If $\overrightarrow{up_1}$ and $\overrightarrow{vp_k}$ have the same direction, and so do $\overrightarrow{uq_1}$ and $\overrightarrow{vq_\ell}$, then $\angle p_1uq_1 + \angle q_\ell vp_k = \angle p_1uq_1 + \angle q_1up_1 = 2\pi$. In general, the directions of $\overrightarrow{up_1}$ and $\overrightarrow{vp_k}$ (resp., $\overrightarrow{uq_1}$ and $\overrightarrow{vq_\ell}$) differ by a multiple of $\pi/2$. Consequently, $\Phi(P) = \angle p_1uq_1 + \angle q_\ell vp_k$ is also a multiple of $\pi/2$.

(3) Let P be bounded by a simple closed curve γ that passes through $k \geq 3$ vertices, $v_1, \dots, v_k \in V$, in counterclockwise order. Let $\gamma' = (v_1, \dots, v_k)$ be a (not necessarily simple) polygonal curve, with straight-line edges between consecutive vertices in V . Then the sum of angles on the left side of γ' at the vertices in V is a multiple of π . We can transform γ' to γ by successively replacing the straight-line edges $v_i v_{i+1}$ with the corresponding polyline edges of the ortho-fin multigraph G . If the first and last edge of the ortho-fin edge between v_i and v_{i+1} have the same direction, then replacing the straight-line edge with such an ortho-fin edge does not change the sum of interior angles. In any other case, the sum of interior angles changes by a multiple of $\pi/2$. Consequently,

the sum of angles over vertices in V in the polygon in the interior of γ is also a multiple of $\pi/2$. This proves that $\Phi(P)$ is a multiple of $\pi/2$.

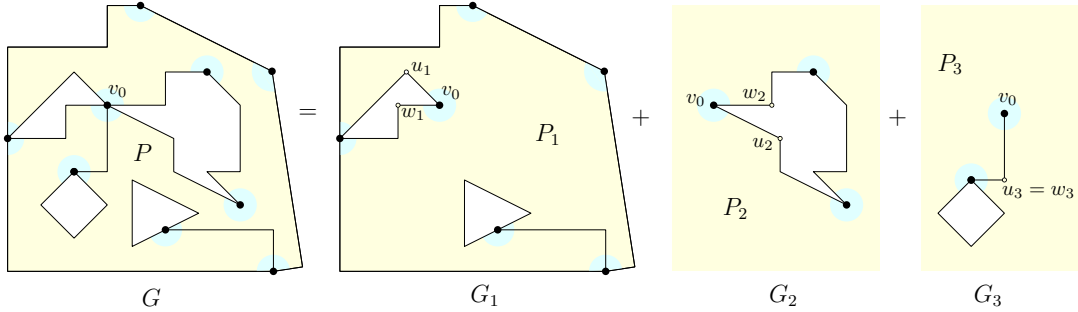


Figure 2: A plane ortho-fin multigraph G with a cut vertex v_0 ; and its decomposition into three plane ortho-fin multigraphs G_1 , G_2 and G_3 . Face P is the intersection of a bounded face P_1 of G_1 and two unbounded faces P_2 and P_3 of G_2 and G_3 , respectively.

General Case. It remains to address the general case when G is not necessarily a cycle. We proceed by induction on the number of cut vertices of G . In the base case, G does not have any cut vertices, so it is a simple cycle.

For the induction step, assume that G has $c \geq 1$ cut vertices. Let $v_0 \in V$ be a cut vertex; see Fig. 2. Then G decomposes into $k \geq 2$ maximal multigraphs G_1, \dots, G_k , in which v_0 is not a cut vertex. Clearly, v_0 is the only common vertex of any two of these multigraphs, and they each have fewer than c cut vertices. The face P of G is contained in some face of every sub-multigraph. Let P_i denote the face of G_i such that $P \subset P_i$ for all $i \in \{1, \dots, k\}$. Since v_0 is not a cut vertex of G_i , then P_i has a unique interior angle incident to v_0 , $\angle u_i v_0 w_i$ (possibly $u_i = w_i$), which contributes to $\Phi(P_i)$. The exterior angles $\angle w_i v_0 u_i$ are pairwise disjoint, and P has k disjoint angles at v_0 . Since $P \subset P_i$ for all $i \in \{1, \dots, k\}$, then all k interior angles of G at v_0 are contained in $\angle u_i v_0 w_i$. Using inclusion-exclusion, they sum to $2\pi - \sum_{i=1}^k (2\pi - \angle u_i v_0 w_i) = (\sum_{i=1}^k \angle u_i v_0 w_i) - (k-1)2\pi$. Since v_0 is the only common vertex of G_1, \dots, G_k , then $\Phi(P) = (\sum_{i=1}^k \Phi(P_i)) - (k-1)2\pi$. By induction, $\Phi(P_1), \dots, \Phi(P_k)$ are multiples of $\pi/2$, consequently $\Phi(P)$ is also a multiple of $\pi/2$. This completes the induction step, hence the entire proof. \square

Theorem 2 *Every plane ortho-fin multigraph on $n \geq 1$ vertices has at most $5n - 2$ edges, and this bound is the best possible.*

Proof: Let $G = (V, E)$ be a plane ortho-fin multigraph, and denote its faces by P_1, \dots, P_f . Assume first that G is connected. Lemma 1 implies $\Phi(P_i) \geq \pi/2$ for all $i \in \{1, \dots, f\}$. Since the faces of G have pairwise disjoint interiors, then at each vertex $v \in V$, the interior angles at v over all faces sum to 2π . Summation of the potential over all faces yields $f \cdot \frac{\pi}{2} \leq \sum_{i=1}^f \Phi(P_i) = 2\pi \cdot n$, which implies $f \leq 4n$. We combine this inequality with Euler's polyhedron formula, $n - |E| + f = 2$ (which holds for connected multigraphs), and obtain $|E| = n + f - 2 \leq 5n - 2$.

It remains to consider the case that G is disconnected. Assume that G has k components with n_1, \dots, n_k vertices, resp., where $\sum_{i=1}^k n_i = n$. Each component is an ortho-fin multigraph. Summation of the above bound over all components gives $|E| = \sum_{i=1}^k (5n_i - 2) = 5(\sum_{i=1}^k n_i) - 2k \leq 5n - 2$, as claimed.

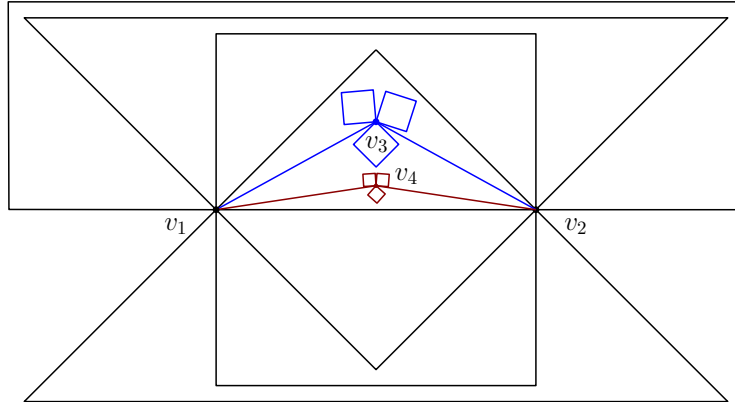


Figure 3: Construction for plane ortho-fin multigraphs with $n = 2, 3, 4$ vertices and $5n - 2$ edges.

For a matching lower bound, we construct plane ortho-fin multigraphs with n vertices and $5n - 2$ edges for $n \geq 1$. It is enough to construct ortho-fin multigraphs in which the potential of every face is precisely $\pi/2$. For $n = 1$, consider a single vertex v and three loops, each of which is a unit square with a corner at v . For $n = 2$, let G_2 be the ortho-fin multigraph on vertex set $\{v_1, v_2\}$ and eight parallel edges as shown in Fig. 3. For every $n \geq 3$, we construct G_n from G_{n-1} by adding vertex v_n and five new edges, as indicated in Fig. 3: Two straight-line edges v_1v_n and v_2v_n , and three square-shaped loops incident to v_n : one loop inside the obtuse triangle $\Delta(v_1v_2v_n)$ and two loops outside. By induction, G_n is a plane ortho-fin multigraph with n vertices and $5n - 2$ edges. \square

3 Proof of Theorem 1

Let $G = (V, E)$ be a RAC_2 drawing with $n \geq 3$ vertices. Assume w.l.o.g. that every edge has two bends (by subdividing edge segments if necessary), and the middle segment of every edge has positive or negative slope (not 0 or ∞), by rotating the entire drawing by a small angle if necessary. Each edge has two **end segments** and one **middle segment**. We classify crossings as **end-end**, **end-middle**, and **middle-middle** based on the crossing segments.

Arikushi et al. [6] defined a “block” on the set of $3|E|$ edge segments. First define a symmetric relation on the edge segments: $s_1 \sim s_2$ iff s_1 and s_2 cross. The transitive closure of this relation is an equivalence relation. A **block** is the set of segments in an equivalence class. Equivalently, two edge segments, s_a and s_b , are in the same block if there exists a sequence of segments $(s_a = s_1, s_2, \dots, s_t = s_b)$ such that any two consecutive segments cross (necessarily at 90° angle). Note each block consists of segments of exactly two orthogonal directions, and the union of segments in a block is connected; see Fig. 4(a) for examples.

3.1 Matching End Segments in Blocks

Let B be a block of $G = (V, E)$ (refer to Fig. 4(a)). Denote by $\text{End}(B)$ the set of end segments in B , and let $\text{end}(B) = |\text{End}(B)|$. The segments in B form a connected **arrangement** A , which is a plane straight-line graph: The *vertices* of A are the segment endpoints and all crossings in B , and the edges of A are maximal sub-segments between consecutive vertices of A . We call a vertex of A

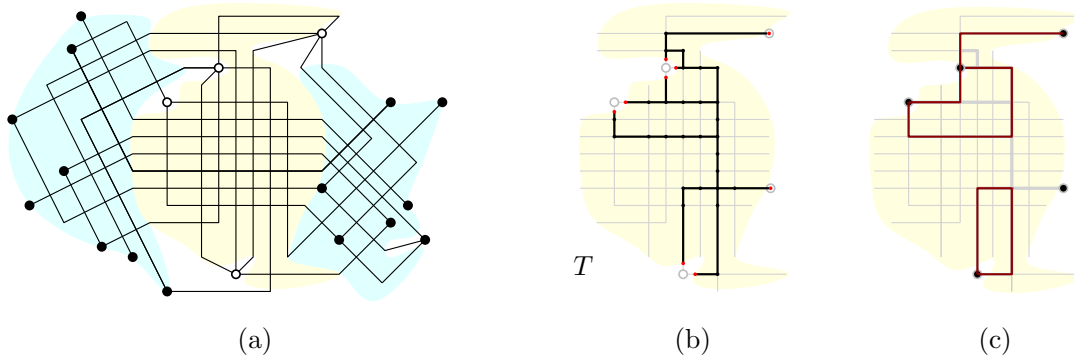


Figure 4: (a) Three blocks in a RAC₂ drawing. (b) A spanning tree T , after splitting five terminals in V into nine terminals (red dots). (c) A plane ortho-fin multigraph on the five terminals in V .

a **terminal** if it is a vertex in V (that is, an endpoint of some edge in E). If a terminal p is incident to $k > 1$ edges of the arrangement A , we shorten these edges in a sufficiently small ε -neighborhood of p , and split p into k terminals (Fig. 4(b)). We may now assume that each terminal has degree 1 in A , hence there are $\text{end}(B)$ terminals in A .

Let T be a minimum tree in A that spans all terminals. It is well known that one can find $\lfloor \frac{1}{2}\text{end}(B) \rfloor$ pairs of terminals such that the (unique) paths between these pairs in T are pairwise edge-disjoint (e.g., take a minimum-weight matching of $\lfloor \frac{1}{2}\text{end}(B) \rfloor$ pairs of terminals). If $k > 1$ terminals correspond to the same vertex $p \in V$, then we can extend the paths by $\varepsilon > 0$ to p , and the extended paths are still edge-disjoint. Let $\mathcal{E}(B)$ be the set of these paths (Fig. 4(c)).

Let \mathcal{E} be the union of the sets $\mathcal{E}(B)$ over all blocks B ; see Fig. 5(left). Since every path in \mathcal{E} is a simple polygonal path between points in V , it can be interpreted as the drawing of an edge in a multigraph on the vertex set V , and so \mathcal{E} is a set of edges on V . With this interpretation, $H = (V, \mathcal{E})$ is a plane ortho-fin multigraph. Indeed, the edges of H are paths in \mathcal{E} . This means that no two edges of H cross. Each edge of H is a path within the same block, and so the first and last segment of each edge of H are either parallel or orthogonal to each other.

We say that an edge $e \in \mathcal{E}$ **represents** an edge $f \in E$ if the first or last edge segment of f contains the first or last edge segment of the edge e . By definition, each edge $e \in \mathcal{E}$ represents at most two edges in E .

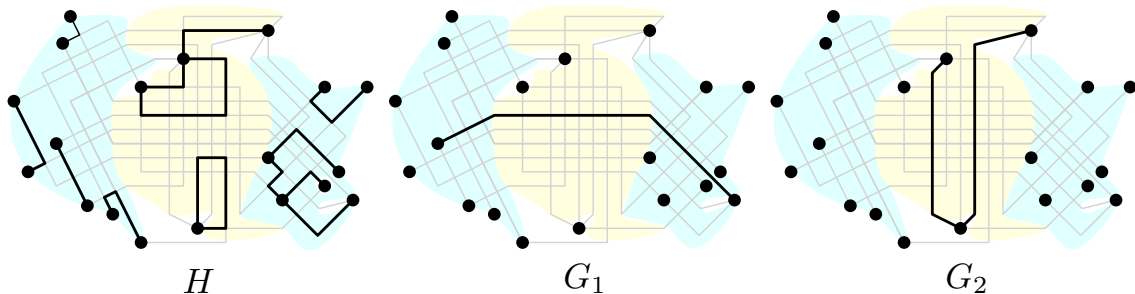


Figure 5: Graphs H (left), G_1 (middle) and G_2 (right) for the RAC₂ drawing in Fig. 4. The original RAC₂ drawing is shown in light gray for comparison.

By Theorem 2, the graph $H = (V, \mathcal{E})$ has at most $5n - 2$ edges, and so it represents at most $2(5n - 2) = 10n - 4$ edges of G .

3.2 Gap Planar Graphs

Let $E_0 \subset E$ be the set of edges in $G = (V, E)$ that are not represented in H , and let $G_0 = (V, E_0)$. Clearly G_0 is a RAC_2 drawing with n vertices.

Lemma 2 *In the drawing $G_0 = (V, E_0)$, there is no end-end crossing, and each middle segment is crossed by at most one end segment.*

Proof: A block of G_0 is a subarrangement of a block of G . In every block of G , there is at most one end segment whose edge is not represented by some edge in $H = (V, \mathcal{E})$. Consequently, in every block of G_0 , there is at most one end segment. Both claims follow. \square

Partition $G_0 = (V, E_0)$ into two subgraphs, denoted $G_1 = (V, E_1)$ and $G_2 = (V, E_2)$, such that E_1 contains all edges in E whose middle segments have negative slopes, and $E_2 = E_0 \setminus E_1$; see Fig. 5 for an example.

Lemma 3 *In each of $G_1 = (V, E_1)$ and $G_2 = (V, E_2)$, all crossings are end-middle crossings, and every middle segment has at most one crossing.*

Proof: Since G_1 (resp., G_2) is a RAC_2 drawing, where all middle segments have positive (resp., negative) slopes, then the middle segments do not cross. Combined with Lemma 2, this implies that all crossings are end-middle crossings, and every middle segment crosses at most one end segment. \square

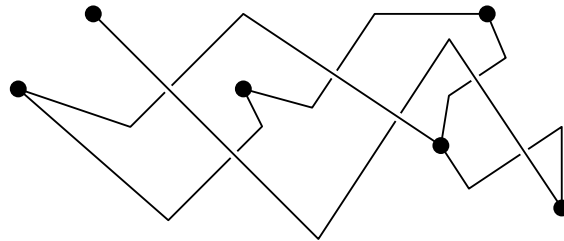


Figure 6: A RAC_2 drawing: All crossings are between end- and middle-segments, and every middle-segment has positive slope and at most one crossing.

Bae et al. [7] defined a **k -gap planar** graph, for an integer $k \geq 0$, as a graph G that can be drawn in the plane such that (1) exactly two edges of G cross in any point, (2) each crossing point is *assigned* to one of its two crossing edges, and (3) each edge is assigned with at most k of its crossings.

Lemma 4 *Both $G_1 = (V, E_1)$ and $G_2 = (V, E_2)$ are 1-gap planar.*

Proof: Every crossing is an end-middle crossing by Lemma 3. Assign each crossing to the edge that contains the middle segment involved in the crossing. Then each edge is assigned with at most one crossing by Lemma 3; see Fig. 6. \square

Bae et al. [7] proved that every 1-gap planar graph on $n \geq 3$ vertices has at most $5n - 10$ edges, and this bound is the best possible for $n \geq 5$. They have further proved that a multigraph with $n \geq 3$ vertices that has a 1-gap planar drawing in which no two parallel edges are homotopic has at most $5n - 10$ edges. It follows that G_1 and G_2 each have at most $5n - 10$ edges if $n \geq 3$.

Proof of Theorem 1: Let $G = (V, E)$ be a RAC_2 drawing. Graph $H = (V, \mathcal{E})$ represents at most $2(5n - 2) = 10n - 4$ edges of G by Theorem 2. The remaining edges of G are partitioned between G_1 and G_2 , each containing at most $5n - 10$ edges for $n \geq 3$; see Fig. 6. Overall, G has at most $20n - 24$ edges if $n \geq 3$. \square

Acknowledgements

Work on this paper was initiated at the Tenth Annual Workshop on Geometry and Graphs held at the Bellairs Research Institute, February 3–10, 2023. The author is grateful to Michael Kaufmann, Günter Rote, and Torsten Ueckerdt for stimulating discussions; and also thanks the reviewers of GD 2023 and JGAA for many helpful comments and suggestions.

References

- [1] Eyal Ackerman, Radoslav Fulek, and Csaba D. Tóth. Graphs that admit polyline drawings with few crossing angles. *SIAM J. Discret. Math.*, 26(1):305–320, 2012. doi:10.1137/100819564.
- [2] Patrizio Angelini, Michael A. Bekos, Henry Förster, and Michael Kaufmann. On RAC drawings of graphs with one bend per edge. *Theor. Comput. Sci.*, 828-829:42–54, 2020. doi:10.1016/j.tcs.2020.04.018.
- [3] Patrizio Angelini, Michael A. Bekos, Julia Katheder, Michael Kaufmann, and Maximilian Pfister. RAC drawings of graphs with low degree. In *Proc. 47th Symposium on Mathematical Foundations of Computer Science (MFCS)*, volume 241 of *LIPICs*, pages 11:1–11:15. Schloss Dagstuhl, 2022. doi:10.4230/LIPICs.MFCS.2022.11.
- [4] Patrizio Angelini, Michael A. Bekos, Julia Katheder, Michael Kaufmann, Maximilian Pfister, and Torsten Ueckerdt. Axis-parallel right angle crossing graphs. In *Proc. 31st Annual European Symposium on Algorithms (ESA)*, volume 274 of *LIPICs*, pages 9:1–9:15. Schloss Dagstuhl, 2023. doi:10.4230/LIPICs.ESA.2023.9.
- [5] Evmorfia N. Argyriou, Michael A. Bekos, and Antonios Symvonis. The straight-line RAC drawing problem is NP-hard. *J. Graph Algorithms Appl.*, 16(2):569–597, 2012. doi:10.7155/jgaa.00274.
- [6] Karin Arikushi, Radoslav Fulek, Balázs Keszegh, Filip Moric, and Csaba D. Tóth. Graphs that admit right angle crossing drawings. *Comput. Geom.*, 45(4):169–177, 2012. doi:10.1016/j.comgeo.2011.11.008.
- [7] Sang Won Bae, Jean-François Baffier, Jinhee Chun, Peter Eades, Kord Eickmeyer, Luca Grilli, Seok-Hee Hong, Matias Korman, Fabrizio Montecchiani, Ignaz Rutter, and Csaba D. Tóth. Gap-planar graphs. *Theor. Comput. Sci.*, 745:36–52, 2018. doi:10.1016/j.tcs.2018.05.029.

- [8] Walter Didimo. Right angle crossing drawings of graphs. In Seok-Hee Hong and Takeshi Tokuyama, editors, *Beyond Planar Graphs, Communications of NII Shonan Meetings*, pages 149–169. Springer, 2020. doi:10.1007/978-981-15-6533-5_9.
- [9] Walter Didimo, Peter Eades, and Giuseppe Liotta. Drawing graphs with right angle crossings. *Theor. Comput. Sci.*, 412(39):5156–5166, 2011. doi:10.1016/j.tcs.2011.05.025.
- [10] Walter Didimo, Giuseppe Liotta, and Fabrizio Montecchiani. A survey on graph drawing beyond planarity. *ACM Comput. Surv.*, 52(1):4:1–4:37, 2019. doi:10.1145/3301281.
- [11] Vida Dujmović, Joachim Gudmundsson, Pat Morin, and Thomas Wolle. Notes on large angle crossing graphs. *Chic. J. Theor. Comput. Sci.*, 2011, 2011. URL: <http://cjtcs.cs.uchicago.edu/articles/CATS2010/4/contents.html>.
- [12] Henry Förster and Michael Kaufmann. On compact RAC drawings. In *Proc. 28th European Symposium on Algorithms (ESA)*, volume 173 of *LIPICs*, pages 53:1–53:21. Schloss Dagstuhl, 2020. doi:10.4230/LIPICs.ESA.2020.53.
- [13] Michael Kaufmann, Boris Klemz, Kristin Knorr, Meghana M. Reddy, Felix Schröder, and Torsten Ueckerdt. The density formula: One lemma to bound them all, 2023. Version 2 in 2024. arXiv:2311.06193.
- [14] Zahed Rahmati and Fatemeh Emami. RAC drawings in subcubic area. *Inf. Process. Lett.*, 159-160:105945, 2020. doi:10.1016/j.ipl.2020.105945.
- [15] Marcus Schaefer. RAC-drawability is $\exists\mathbb{R}$ -complete. In *Proc. 29th Symposium on Graph Drawing and Network Visualization (GD)*, volume 12868 of *LNCS*, pages 72–86. Springer, 2021. doi:10.1007/978-3-030-92931-2_5.
- [16] Csaba D. Tóth. On RAC drawings of graphs with two bends per edge. In Michael A. Bekos and Markus Chimani, editors, *Proc. 31st Symposium on Graph Drawing and Network Visualization (GD), Revised Selected Papers, Part I*, volume 14465 of *LNCS*, pages 69–77. Springer, 2023. doi:10.1007/978-3-031-49272-3_5.